Teacher Pack

Ready-to-use lessons, vocabulary cards and games for **Glowpeak's Backyard Birds**. Made for grades **K–5**: every lesson has a tip for little detectives (K–2) and big detectives (3–5).

What's inside

- **Pages 2–3:** five short lessons (20–30 minutes each)
- **Pages 4–6:** 24 vocabulary cards to cut apart
- **Page 7:** class Bird Bingo calling list
- **Page 8:** "My Bird Report" writing page

Also free to print

- More bingo cards
- "My 40 Birds" checklist and score sheet
- Birdhouse plan
- Bird Detective Certificate

Scan the **SCAN TO PRINT** codes in the book.

The codes in the book

Bird songs: every bird page has a code. Scan it with a phone or tablet camera and the class hears that bird's real song and calls. Play it through a speaker or the classroom screen.

Printables: the game pages have codes for extra sheets like this one.

No app and no account are needed.

One book, a whole class

- **Share the screen:** show a bird page on the document camera and play its song for everyone.
- **Detective teams:** groups of 3–4 share the book, the checklist and a bingo card.
- **Points board:** keep a class total with the book's scoring: **Saw it +5, Heard it +5, Copied its song +2**.
- **Finish line:** everyone who takes part gets the printable certificate.

Bird-friendly and safe

- **Play songs inside, not to the birds.** Listen in class, then go out and listen for the real bird. Playing recordings outdoors can stress birds, especially when they are nesting.
- **Keep a respectful distance.** Never touch a nest, eggs or a baby bird.
- **Outdoor walks:** stay together with an adult, follow your school's rules, and wash hands after handling feeders or feathers.
- **Tools:** grown-ups handle saws and drills in the birdhouse project.

Five Short Lessons

1. Listen First — Match a song to a bird

⏱ 20 min

YOU NEED

The book, a phone or tablet, a speaker

STEPS

1. Show 3 bird pages, but do not name the birds.
2. Play one bird's song from its code.
3. Teams point to the bird they think is singing, then check.
4. Repeat. Then everyone tries to copy the song (+2 points!).

K–2: Use only 2 birds with very different sounds. Let students show the answer with a picture card.

3–5: Use 4 birds. Students write one word that describes each sound (whistle, buzz, chatter).

2. Detective Walk — Find birds near school

⏱ 30 min

YOU NEED

Checklist printable, pencils, clipboards; binoculars if you have them

STEPS

1. Before you go: review the safety rules on page 1.
2. Walk quietly and stop at 2–3 spots for one minute of silent listening.
3. Fill in circles on the checklist for birds you see or hear.
4. Back inside: add up the class points.

K–2: Count birds with tally marks; name colors and sizes.

3–5: Record date, place and what the bird was doing.

3. Bird O'Clock — When do birds visit?

⏱ 10 min a day, 1 week

YOU NEED

The Bird O'Clock pages in the book; a class chart on the board

STEPS

1. Pick a window, feeder or schoolyard spot.
2. Look for 5 minutes at the same times each day.
3. Mark which birds come and when.
4. Friday: which time had the most birds? Why might that be?

K–2: Use a picture chart with stickers.

3–5: Make a bar graph and write one sentence about the pattern.

From the book *Glowpeak's Backyard Birds*. Free to copy for your class.

Five Short Lessons, continued

4. Feather Detective — Look closely and describe

⏱ 25 min

YOU NEED

The Feather Detective pages in the book; hand lenses; paper

STEPS

1. Look at the feather photos in the book together.
2. Students choose one and describe its color, shape and pattern.
3. Partners guess which bird it belongs to and find the clue page.
4. Share: what helped you guess?

K–2: Use the words color, long, short, spots, stripes.

3–5: Use a sentence frame: "I think it is a ___ feather because ___." Do not collect real feathers: look, don't take.

5. Build a Birdhouse — A class nest box project

⏱ 2–3 sessions

YOU NEED

The free birdhouse plan (scan the code on the Birdhouse page); one 1×6 board; an adult with tools

STEPS

1. Read the plan together; students measure and mark the board.
2. An adult cuts and drills; students sand and help screw pieces together.
3. Choose a place with the class, using the tips in the plan.
4. Keep the "Did someone move in?" log from the book.

K–2: Students sand, count pieces A–E and decorate a sign (not the box).

3–5: Students measure, read the cut list and write a short how-to.

Quick extras

- **Bird of the Day:** open the book to any bird, play its song at morning meeting and add it to a class word wall.
- **Sneaky Spotter:** practice moving quietly in the hallway, then use it on your walk (see the Sneaky Spotter Rules in the book).
- **Who's Singing?:** play the book's listening game as a whole class; answers are in the book.
- **Board game:** a calm-down or center activity for 2–4 players.
- **Points race:** teams add points on the checklist all month; everyone earns a certificate at the end.

Vocabulary Cards 1 of 3

✂ Cut on the dashed lines. Print on card stock for a word wall.



beak

say it: beek

the hard mouth of a bird

SAY IT IN A SENTENCE

A bird uses its beak to ___.



feather

say it: FETH-er

one of the soft parts that cover a bird

SAY IT IN A SENTENCE

This feather is ___ and ___.



wing

say it: wing

the part of a bird that flaps to fly

SAY IT IN A SENTENCE

The bird flaps its ___.



tail

say it: tayl

the feathers at the back end of a bird

SAY IT IN A SENTENCE

The ___ has a long tail.



claw

say it: klaw

a sharp, curved nail on a bird's toe

SAY IT IN A SENTENCE

Claws help a bird hold on to ___.



crest

say it: krest

feathers that stick up on top of a bird's head

SAY IT IN A SENTENCE

The ___ has a crest.



nest

say it: nest

a home a bird makes for its eggs

SAY IT IN A SENTENCE

The bird made a nest out of ___.



egg

say it: eg

a round shell a baby bird grows inside

SAY IT IN A SENTENCE

I see ___ eggs in the nest.

From the book *Glowpeak's Backyard Birds*. Free to copy for your class.

Vocabulary Cards 2 of 3

✂ Cut on the dashed lines. Print on card stock for a word wall.



hatch

say it: hach

to break out of an egg

SAY IT IN A SENTENCE

The chick will hatch from the ___.



chick

say it: chik

a baby bird

SAY IT IN A SENTENCE

The chick is ___.



song

say it: sawng

a long, musical set of bird sounds

SAY IT IN A SENTENCE

I heard the ___ sing a song.



call

say it: kawl

a short bird sound, like a chip or a caw

SAY IT IN A SENTENCE

The bird's call sounds like "___."



perch

say it: purch

to sit on a branch or a wire

SAY IT IN A SENTENCE

The bird perches on the ___.



flock

say it: flok

a group of birds together

SAY IT IN A SENTENCE

I saw a flock of ___.



migrate

say it: MY-grayt

to fly far away for a season and come back

SAY IT IN A SENTENCE

Some birds migrate in the ___.

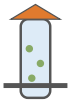

feeder

say it: FEE-der

a place where people put food for birds

SAY IT IN A SENTENCE

At the feeder I saw a ___.

From the book *Glowpeak's Backyard Birds*. Free to copy for your class.

Vocabulary Cards 3 of 3

✂ Cut on the dashed lines. Print on card stock for a word wall.



seed

say it: seed

a small, hard part of a plant that birds eat

SAY IT IN A SENTENCE
The ___ eats seeds.



insect

say it: IN-sekt

a small animal with six legs, like an ant

SAY IT IN A SENTENCE
The bird caught an ___.



predator

say it: PRED-uh-ter

an animal that hunts other animals

SAY IT IN A SENTENCE
A ___ is a predator.



habitat

say it: HAB-ih-tat

the place where an animal lives

SAY IT IN A SENTENCE
This bird's habitat is ___.



camouflage

say it: KAM-uh-flahzh

colors that help an animal hide

SAY IT IN A SENTENCE
Its camouflage helps it hide in the ___.



binoculars

say it: bih-NOK-yuh-lerz

a tool that makes far things look close

SAY IT IN A SENTENCE
With binoculars I can see ___.



observe

say it: ub-ZURV

to watch something very carefully

SAY IT IN A SENTENCE
I observe the bird ___.



nest box

say it: nest boks

a wooden box people build for birds to nest in

SAY IT IN A SENTENCE
A ___ lives in our nest box.

Class Bird Bingo

Use the 2 bingo cards in the book or the 5 free printable cards. The caller picks a bird, says its name and **plays its song**; players mark it if it is on their card. Tick each bird below as you call it.

☐	1 Northern Cardinal	p. 6	
☐	2 American Robin	p. 8	
☐	3 Blue Jay	p. 10	
☐	4 Mourning Dove	p. 12	
☐	5 House Finch	p. 14	
☐	6 California Scrub-Jay	p. 18	
☐	7 Black-capped Chickadee	p. 20	
☐	8 Carolina Chickadee	p. 22	
☐	9 Tufted Titmouse	p. 26	
☐	10 Baltimore Oriole	p. 28	
☐	11 Red-breasted Nuthatch	p. 32	
☐	12 American Goldfinch	p. 34	
☐	13 Hairy Woodpecker	p. 36	
☐	14 Red-bellied Woodpecker	p. 38	
☐	15 Northern Flicker	p. 40	
☐	16 Dark-eyed Junco	p. 44	
☐	17 Song Sparrow	p. 46	
☐	18 Chipping Sparrow	p. 48	
☐	19 White-throated Sparrow	p. 50	
☐	20 White-crowned Sparrow	p. 52	
☐	21 House Sparrow	p. 56	
☐	22 European Starling	p. 58	
☐	23 Common Grackle	p. 60	
☐	24 Red-winged Blackbird	p. 62	
☐	25 Brown-headed Cowbird	p. 64	
☐	26 American Crow	p. 68	
☐	27 Northern Mockingbird	p. 70	
☐	28 Gray Catbird	p. 72	
☐	29 Carolina Wren	p. 74	
☐	30 House Wren	p. 76	
☐	31 Eastern Bluebird	p. 80	
☐	32 Ruby-throated Hummingbird	p. 82	
☐	33 Anna's Hummingbird	p. 84	
☐	34 Barn Swallow	p. 86	
☐	35 White-breasted Nuthatch	p. 88	
☐	36 Eastern Towhee	p. 92	
☐	37 Cedar Waxwing	p. 94	
☐	38 Rock Pigeon	p. 96	
☐	39 Downy Woodpecker	p. 98	
☐	40 Spotted Towhee	p. 100	

Ways to play

- **Listening Bingo (3–5):** play the song first and wait. Players guess the bird before you say its name.
- **Picture Bingo (K–2):** hold up the book page as you call, so everyone can match the photo.
- **WILD square:** counts for any bird that is not on the player's card.
- **Winner reads:** the winner finds the bird's page and reads one fact to the class.

From the book *Glowpeak's Backyard Birds*. Free to copy for your class.

My Bird Report

Name _____

Draw my bird

Show its colors, beak, wings and tail.

Detective notes

Bird # ____ Page ____

Size: ◯ small ◯ medium ◯ big

Colors: _____

I ◯ saw it ◯ heard it ◯ copied its song

Where: ◯ feeder ◯ tree ◯ ground ◯ sky

Use the vocabulary cards to help you write!

My bird is the _____

I saw it / heard it at _____

It eats _____

Its song sounds like _____

A cool fact: _____

Big detectives (3–5): write 3 more sentences.

_____

_____

_____